


Guide for supporters

Guide for supporters

Hello and thanks for supporting or wanting to support the game!

The supporter package is intentionally designed to **not** be “Pay 2 Win.” The main focus of Supporter is to help the developer, Patrik, keep the lights on. Supporters do not get any special advantage compared regular players!



The advantages / features in an overview:

Collect All

By pressing on the collect all button in the lower right; all resources and cash that is floating above the buildings can be collected.

Collect All.gif

Building linking

Linking buildings allows companies to run multiple buildings of the same **type** and **product** at the same time. Example: if you want to start the production of power in several power plants, you no longer have to start each power plant separately, but can do this from a single power plant.

- Pick a building that you want to use as a “**Control**” building.
- Click on “**Control**”
- Select from the list which buildings that this “Control” building will lead.

Note: It might make sense to rename buildings.



In the GIF above; Power plant 1 was selected as “Control” of Power Plants 2 thru 6.


In the GIF below; you can see that Power Plant 1, Controls all the power plants on this map when starting production of Power.



If one of the linked buildings has a lower level than the main **Control** building, the production quantity is adjusted, but the buildings run at the same time.

- If you do not have enough resources, linked buildings will not start.
 - If you do not have enough resources of the necessary quality the game will notify you with a box at the top of the map indicating the resource missing.
-

Supporter-Chatroom



You will get access to the Supporter Chatroom (English).

Here, Patrik is relatively active and asks for opinions.

Also, problems with new features are discussed, which supporters test first.


Supporters have the ability to insert images and gifs to supporter chat.

Adding Images:

There are two ways to add images:

1) Post images from your device by dragging and dropping them into chat. You will need to have access to your local file and simply drag the image from your local file into the area at the bottom

of chat to insert the image.



2) By using the following code to link any outside sourced image/gif. `[[IMG:insert-link]]` This has to be exactly as shown. IMG has to be capital and no spaces between the colon and the link. If you are are posting a .png or .jpg or .gif; these need to be included on the link.

Example:

```
[[IMG:https://i.imgur.com/bLkEMrr.png]]
```

Permanent 10% discount on Sim Boosts purchases



As a Supporter you receive a permanent and automatic 10% discount on all Sim Boosts purchases, if there is an additional sale you save even more!

If you bought Sim Boosts 2 hours before a Sale this will be credited to your account.

Early access to new features

If Patrik is working on something, that is actually or almost finished, as a supporter you get the new features first.

You can help to test the new features, identify minor bugs so that they can be fixed before the new feature is released to everyone.

As you can see, you won't be able to buy any decisive advantages with the supporter package.

This is intended. We do not want Pay 2 Win.

As a supporter you can prove your dedication to the game and help Patrik with the further development of the game!

Revision #2

Created 23 July 2025 17:34:37 by The Center

Updated 24 July 2025 15:17:26 by The Center