

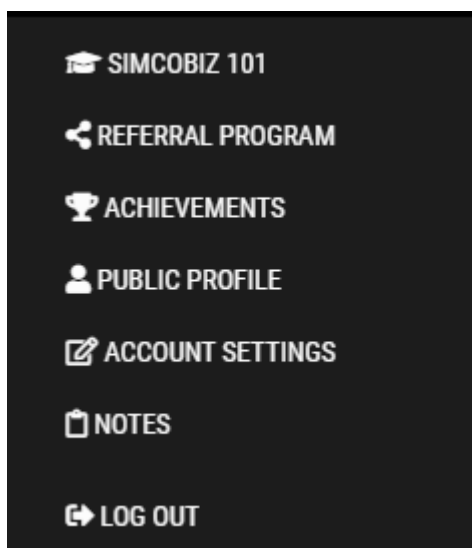
# Teachers guide

## DASHBOARD

### Accessing the class dashboard

To open the dashboard; click on the three (3) dots by your company name at the top right. This will open a “drawer” that allows you to open the dashboard. Your class will be the first option listed.

---



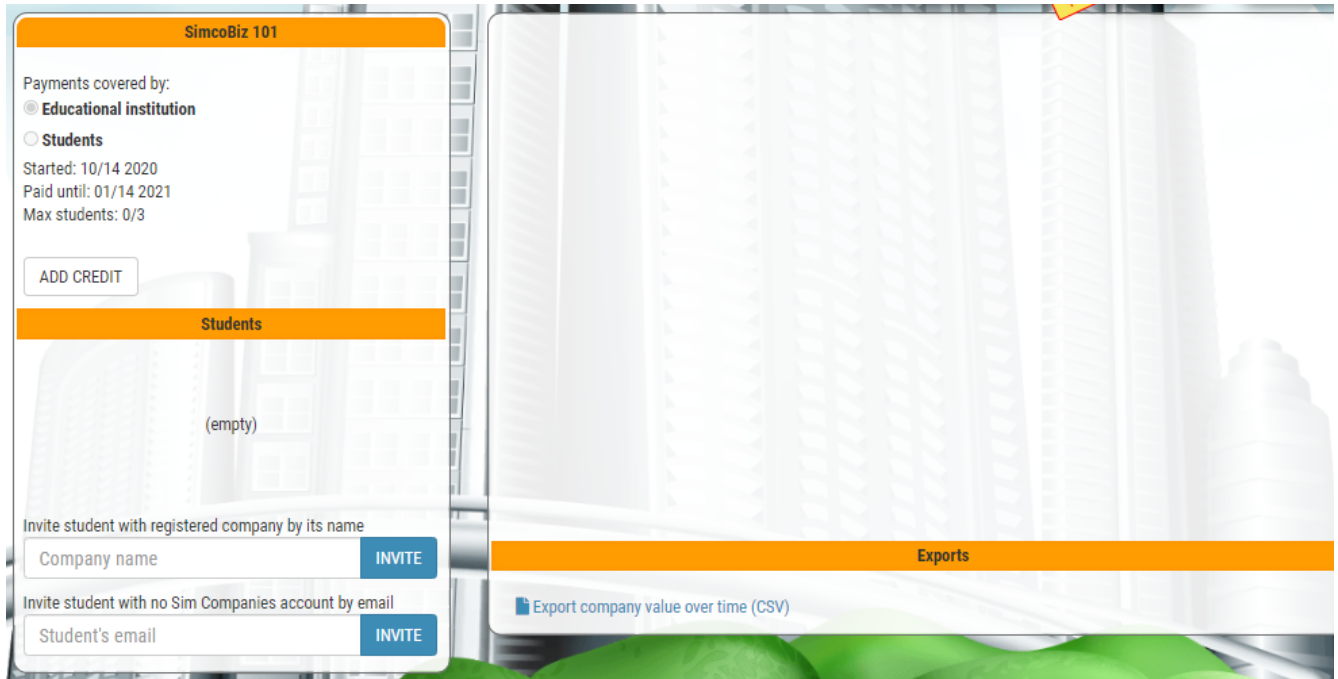


This is the dashboard for your class.

In the **top left panel**; under the course heading. Is the payment method, starting date, paid until date, and number of students in your class.

The **bottom left panel**; under “students,” is where your students will be listed and where you can invite students to join the course.

The **right panel**; is where the students Company Value (CV) will be displayed and will show payment options when adding more students/moths to your course.

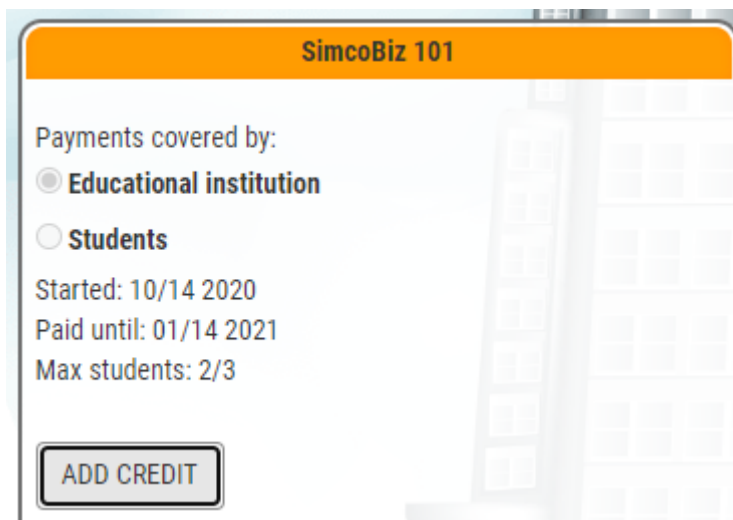


---

## Top Left Panel

The "ADD CREDIT" button allows you to add more months and/or students.

---



Payment

Increase max students to:

3

Add months

0

**PAY \$0**

Cancel

By increasing/decreasing the arrows on the right or manually entering the figures; the price will change automatically in the “PAY \$” blue button. You can cancel this action by pressing cancel at the bottom left.

Payment

Increase max students to:

3

Add months

0

**PAY \$0**

Cancel

Pressing on PAY will bring up the payment method.

## Payment

Your name (for billing purposes)

You can edit the billing email in [Account settings](#)

Choose a way to pay



Card



PayPal

**PAY \$6.00**

By initiating a payment, I agree to the [Terms and conditions](#) and [Privacy policy](#).

[Cancel](#)

## INVITING STUDENTS

### Bottom Left Panel

There are two (2) ways to invite your students.

1. Inviting an existing account (Invite student with registered company by its name).
2. Inviting a student through their email (invite student with no Sim Companies account by email).

**Students**

(empty)

Invite student with registered company by its name

Company name  **INVITE**

Invite student with no Sim Companies account by email

Student's email  **INVITE**

**SimcoBiz 101**




Payments covered by:

- Educational institution**
- Students**

Started: 10/14 2020  
Paid until: 01/14 2021  
Max students: 1/3

**ADD CREDIT**

**Students**

 **THE RADIUS** lvl 2, B-, #  
raisinchicken@gmail.com  
Cash: \$15,173  csv 

Invite student with registered company by its name

The E|  **INVITE**

The Edge  email **INVITE**

Clicking on invite for an existing company will send an Email invitation to that company.  
Both are similar Emails:

---



**INVITATION TO SIMCOBIZ 101 ON SIM COMPANIES**

You have been invited to take part in Sim Companies course: **SimooBiz 101**.

Accepting the invite, you will be asked to create a new Sim Companies account. Should you already have an account associated with this [raisinchicken@gmail.com](mailto:raisinchicken@gmail.com) - it will be reset.

The course teacher will get access to your email, company audit information, messages, trades, and all information related to your account stored on the Sim Companies servers.

**ACCEPT INVITE**

Follow Sim Companies



---



### INVITATION TO SIMCOBIZ 101 ON SIM COMPANIES

You have been invited to take part in Sim Companies course: **SimcoBiz 101**.

Your company will be transferred to be part of the course, for the duration of the course. You will get access to the course chatroom and extra simboosts. You will no longer be able to make in-game purchases (purchase simboosts, starting pack, or supporter package).

The course teacher will get access to your email, company audit information, messages, trades, and all information related to your account stored on the Sim Companies servers.

All above changes will be limited to the duration of the course. After the course is over, you can keep playing as before.

ACCEPT INVITE

---

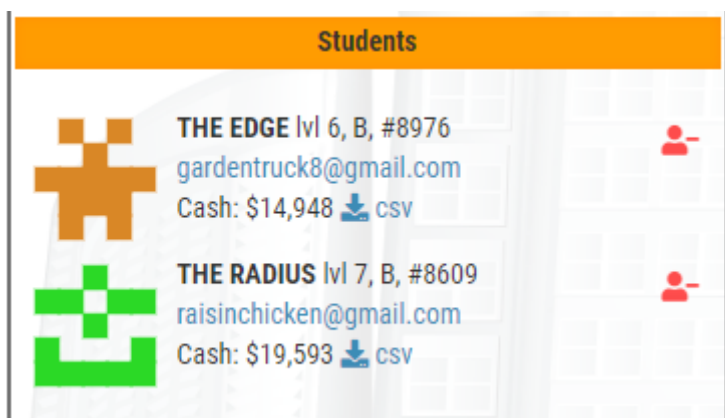
Once your students accept the invitation you will see their company information.

Avatar (pfp), Company Name, Level, Rating, Ranking, Email, and Cash

You will also be able to download a CSV file from each student. (See Below)

The red symbol (person) with the minus sign on the right is to remove students from the course.

---



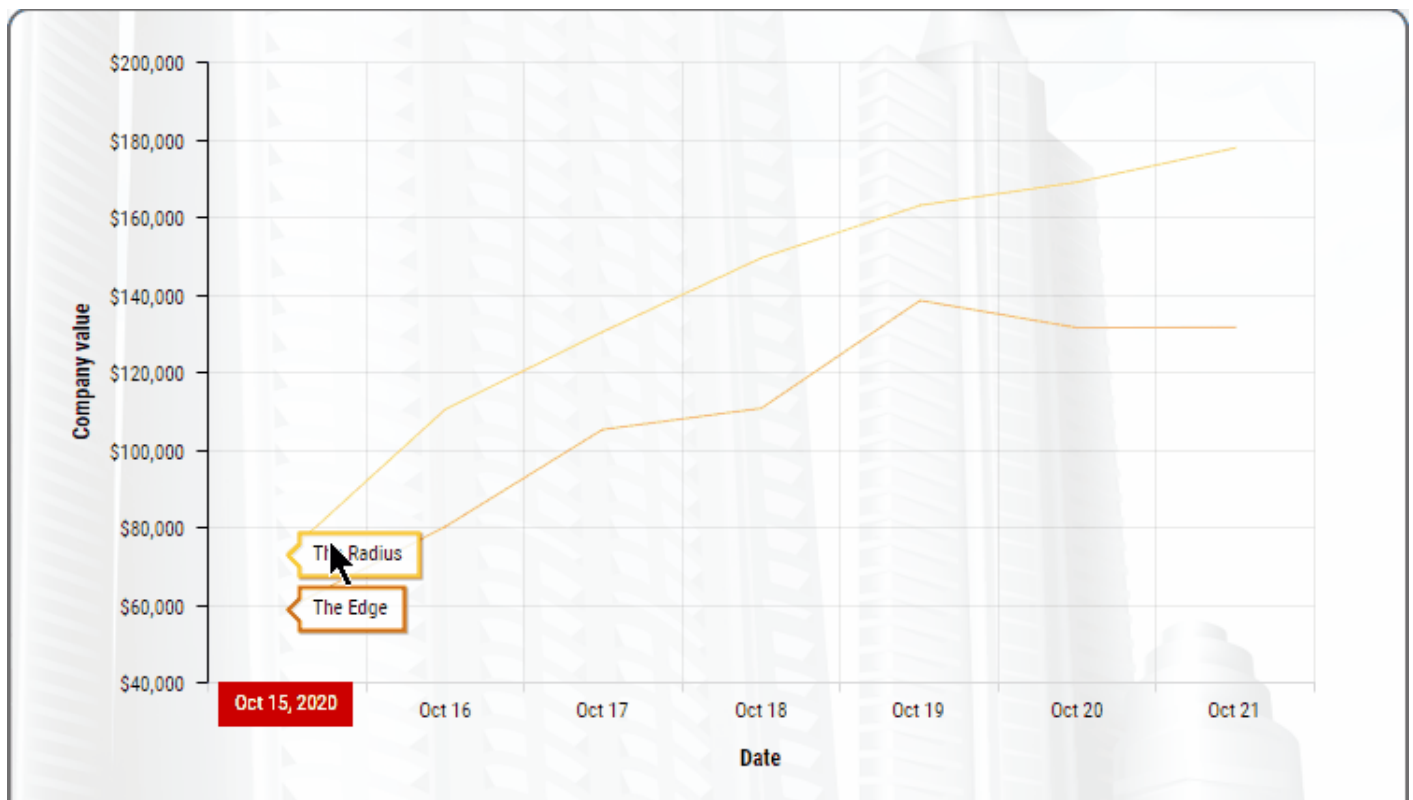
# COMPANY VALUE CHART

## Right Panel

As the class progresses the Company Value (CV) chart will fill out with your class comparison chart. Here you can see how your students are progressing.

You can zoom into specific timeframes by clicking (hold down) and dragging.

The “Show all” button in the top right, will return the chart to its default setting.



## CHAT ROOM

Your class will also have access to a chat room only you and your class can view.



Your company will only show as “Teacher” to the students. This will hide your company identity in game. Note: The chat room history is only kept for 24 hours.

---

# CHEATING (and prevention)

Sadly, there are students that are creative at getting ahead of their fellow classmates. Each new company, student account, or free account, gets a substantial starting cash bonus in terms of achievements to gain early game capital. Some players create additional accounts and try to funnel resources to their main account to gain an advantage.

This is why controlling more than one account is against the Terms and Conditions and there are both prevention and detection mechanisms in place to prevent this from happening.

Your student accounts are not allowed to trade with companies using the same IP address, unless it's another student account in the same class. Attempts to do such trades are reported to the teacher.

Furthermore, you as a teacher can audit your student companies' trades to see how they are gaining their resources.

---

## CSV (COMMA SEPARATED VALUE) DOWNLOADS

There are a number of options to download a CSV file for your students.

### **Left Panel (Students):**

- Each student has a CSV that can be downloaded and this will give their Cash flow statements for the last 7 days of history.

### **Right Panel (Exports):**

- Export Basic company information over time (CSV) ([download example](#))
  - Export Balance Sheet over time (CSV) ([download example](#))
  - Export Income Statement over time (CSV) ([download example](#))
  - Export Cashflow Statement over time (CSV) ([download example](#))
  - Export other company info over time (CSV) ([download example](#))
-



## Student CSV

The CSV from the student download shows; ID, Timestamp, Category, Money, Description, and Details

The “export company value over time (CSV)” shows a breakdown of each student’s Balance Sheet for each day (plus ranking and rating); Cash, Accounts Receivable, Inventory, Materials, Research, Work in Progress, Finished Goods, Valuation Allowance, Deposits, Investment in Bonds, Buildings, Patents, Bonds Payable, Contributed Capital, Retained Earnings, Gross Profit, Operating Expenses, Other Income, Rank, and Rating.

Balance sheets are updated every day during the same time period:

### 01:00 UTC - Company value, rollover (duration: approx. 120min)

(see **Time Table** in **Library** for local times)

The company values, balance sheets and Income statements are computed. Rankings and ratings are updated. If this is a Sunday night, or the last night of a month, new certificates are distributed.

**BALANCE SHEET(at 08:00 pm)****CURRENT ASSETS**

|                       |          |
|-----------------------|----------|
| Cash                  | \$33,747 |
| Accounts receivable ? | \$1,512  |
| Inventory             |          |
| Materials ?           | \$17,335 |
| Research ?            | \$0      |
| Work in process ?     | \$21,482 |
| Finished goods ?      | \$10,482 |
| Valuation allowance ? | \$2,805  |

**NON-CURRENT ASSETS**

|                     |           |
|---------------------|-----------|
| Deposits ?          | \$0       |
| Investment in bonds | \$0       |
| Buildings ?         | \$120,750 |
| Patents ?           | \$0       |

**LIABILITIES**

|               |              |
|---------------|--------------|
| Bonds Payable | (-) \$45,000 |
|---------------|--------------|

---

|                            |                  |
|----------------------------|------------------|
| <b>TOTAL COMPANY VALUE</b> | <b>\$163,114</b> |
|----------------------------|------------------|

**EQUITY**

|                       |           |
|-----------------------|-----------|
| Contributed Capital ? | \$100,210 |
| Retained earnings ?   | \$62,904  |

---

By The Center

---

Revision #3

Created 22 January 2026 09:34:58 by Patrik

Updated 22 January 2026 11:39:11 by The Center